

Installation instructions

Requirements

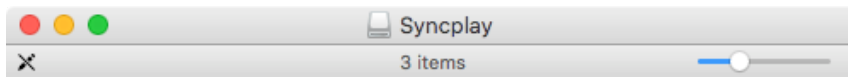
macOS 10.12 Sierra or later.

A supported media player, for example:

- VLC: <https://www.videolan.org/vlc/#download>
- mpv: https://laboratory.stolendata.net/~djinn/mpv_osx/mpv-latest.tar.gz

Install Syncplay

Drag the **Syncplay** icon onto the **Applications** folder.



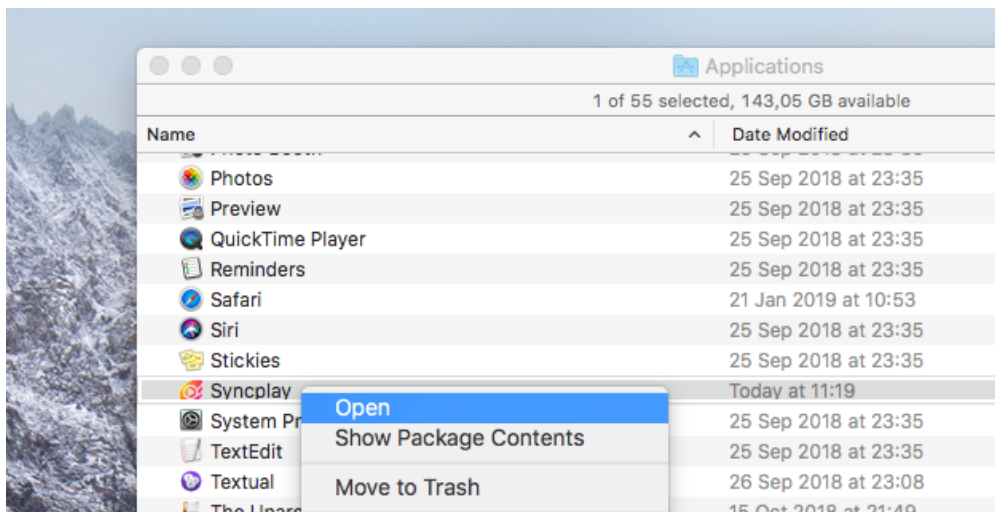
Drag Syncplay onto Applications to install it



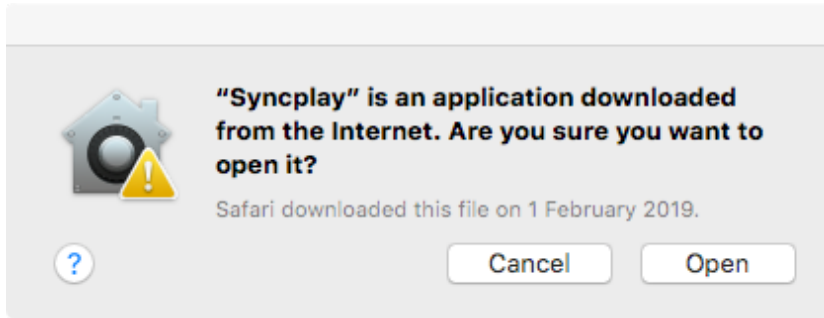
Syncplay

How to open Syncplay for the first time

Open your **Applications** folder, then press Ctrl on your keyboard and click on the **Syncplay** app.



Click **Open** in the dialog that pops up. Syncplay should open.



You only have to do this the first time Syncplay is opened on your system. From now on, you are all set to use Syncplay with your favorite media player.

License

© 2013-2019 Syncplay

Licensed under the Apache License, Version 2.0 (the "License");
you may not use this file except in compliance with the License.
You may obtain a copy of the License at
<http://www.apache.org/licenses/LICENSE-2.0>

Unless required by applicable law or agreed to in writing, software
distributed under the License is distributed on an "AS IS" BASIS, WITHOUT
WARRANTIES OR CONDITIONS OF ANY KIND, either express or implied.
See the License for the specific language governing permissions and
limitations under the License.